


DW

Double-wall insulated stainless steel

*The solution to the flue of your
fireplace or stove*



- The double-wall product range is perfect for smoke removal of all negative pressure devices operating with combustion of gas, oil, wood, pellets, coal or peat. The flue pipe is composed of a double wall of which the inner wall always consists of stainless steel and the outer wall is available in stainless steel or galvanized steel.
- The double-wall product range includes more than 60 elements and accessories per diameter. The ducts in stainless steel are resistant to high temperatures and are available in different diameters, compatible to your heater. The selection within the wide range allows the concept and realization of most configurations for devices with small and large capacity.

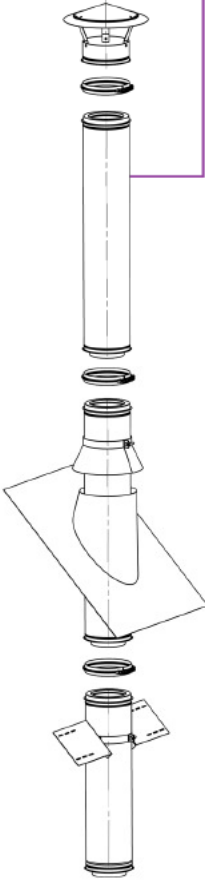


DW

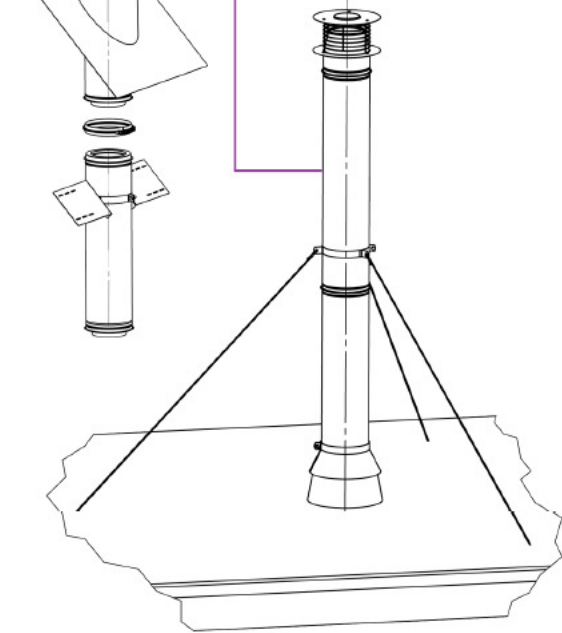
Double-wall insulated stainless steel

DW double-wall insulated stainless steel 316L inner tube/
stainless steel 304L or galva outer tube

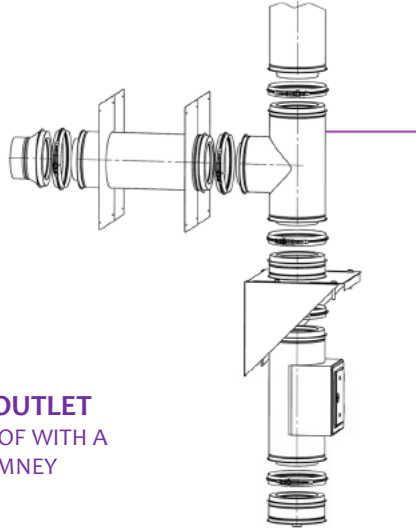
STANDARD OUTLET
FOR A SLOPING ROOF



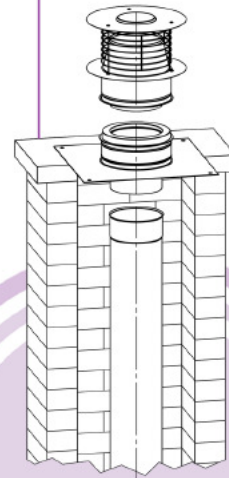
STANDARD OUTLET
FOR A FLAT ROOF WITH A
DETACHED CHIMNEY



STANDARD DW SETUP
DIRECTLY THROUGH THE FACADE



STANDARD REDUCTION
EW - DW
FOR A ROOF PLATE



wood

coal

gas

oil fuel

